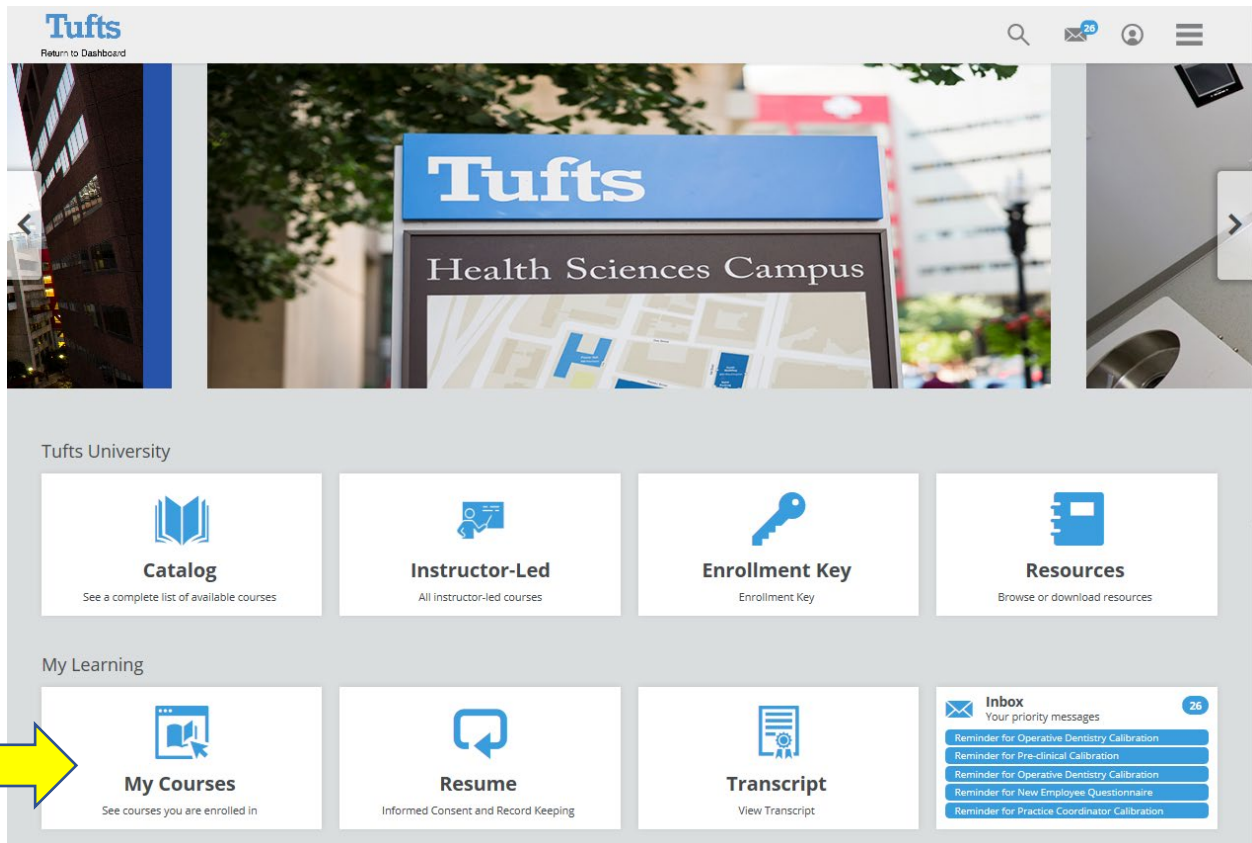
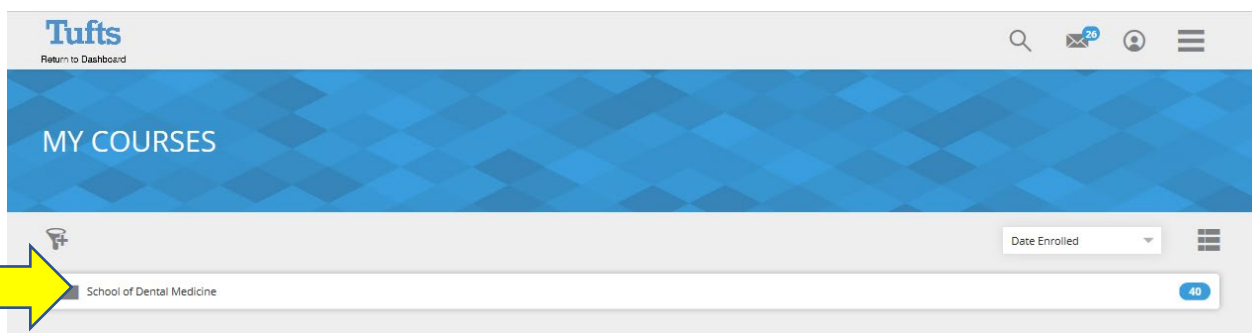


Dental Questionnaire Directions:

1. Go to <http://learncenter.tufts.edu>.
2. Log in using your Tufts username and password.
3. Click on the “*My Courses*” tile.

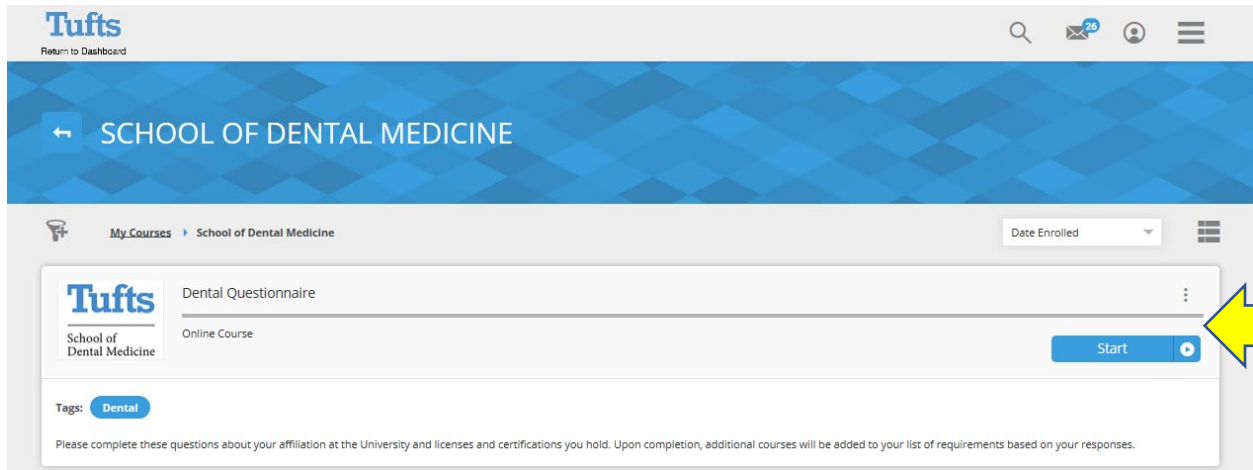


4. Click on the “*School of Dental Medicine*” banner.



5. Search for **“Dental Questionnaire”** course in the folder.

6. Click **“Start”** next to **“Dental Questionnaire”** course.



The screenshot shows the Tufts School of Dental Medicine course page for "Dental Questionnaire". The page features a blue header with the Tufts logo and navigation icons. Below the header, there is a breadcrumb trail: "My Courses > School of Dental Medicine". The course title "Dental Questionnaire" is displayed, along with the text "Online Course" and a "Start" button. A yellow arrow points to the "Start" button. Below the course information, there is a tag "Dental" and a note: "Please complete these questions about your affiliation at the University and licenses and certifications you hold. Upon completion, additional courses will be added to your list of requirements based on your responses."

7. This course is a 9-part questionnaire (i.e. questions pertaining to your affiliation with University, licenses and certifications you hold) that needs to be finished to access the additional relevant courses in **“My Courses”** as per your answers.

8. As you complete the course, you will see a pop-up message with further instructions.

Thank you for completing the survey. In a few moments, additional courses will appear when you click on the School of Dental Medicine banner in the Catalog.

Continue